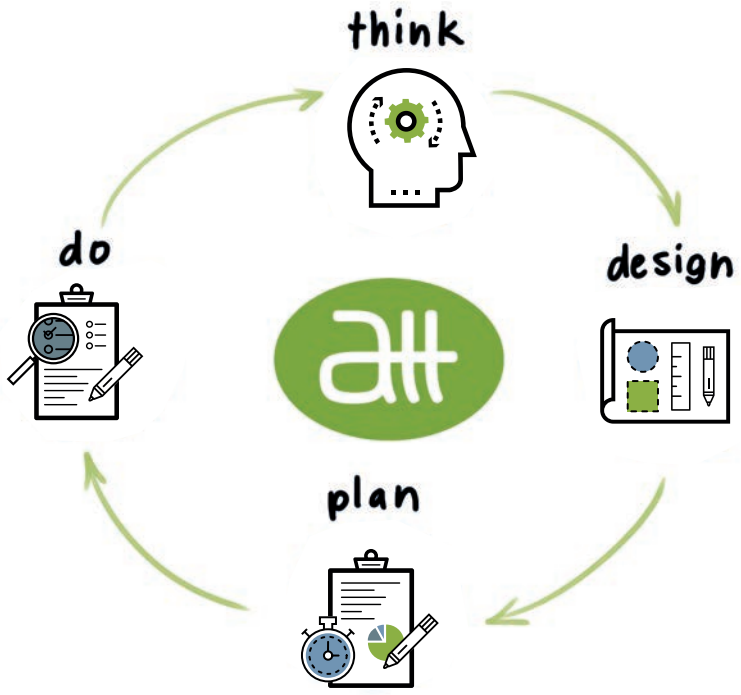




analog transformation tools - product catalog




analog transformation tools -
a brand of WARGITSCH & COMP. AG

Table of Content

Preamble _____	3
Work Breakdown Toolkit Work Breakdown Set _____	4
Scrum & Kanban Toolkit Scrum & Kanban Set _____	5
Process Modeling Toolkit Process Modeling Set _____	6
Value Chain Toolkit Value Chain Set _____	7
Project Canvas Toolkit Project Canvas Plakat _____	8
Business Model Canvas Toolkit Business Model Canvas Plakat _____	9
Flipchart Pad ‚Agenda‘ _____	10
Price Overview Service & Contact _____	11

Dear Colleagues,

as a young project manager, moderator and manager, I wished to have tools that would have helped me in wild discussions and strenuous workshops with staff, team members, peers and service providers in an efficient manner. Tools that fill the gap between a white flipchart paper or a blank whiteboard and all the sophisticated software tools for example to model processes. Applications that are super-structured (or quite simple as the default Office programs), but prevent collaborative work because only one person on the keyboard can jingle and all others look on the results at the projector. The other extreme, the „white sheet of paper“ is very unpleasant for many because it offers no methodical support.



We want to fill this gap with our **analog transformation tools** - att:

- Manageable tools that are fun to work with, because the fun factor is not to be underestimated in the age of „gaming“.
- Useful tools that gently guide people in meetings or workshops in a methodically meaningful direction and produce results that are optimal for photo documentations.

With all the digitization, many are longing for the haptic and physical. The entire Digi Labs and Internet startups are the mass users of post-its and flipchart... If the tools are still practical, because you can move, delete, re-write them or even they just look beautiful, you will face a positive work experience.

Try it by yourself.

Analog greetings,

Christoph Wargitsch

A handwritten signature in blue ink, appearing to read 'Christoph Wargitsch', positioned below the printed name.

Work Breakdown Toolkit / Work Breakdown Set

The magnetic *Work Breakdown Toolkit* supports project managers, consultants, trainers, and executives structuring a visualisation of a project or program. The toolkit is suitable for whiteboards.

Alternatively, the *Work Breakdown Set* is paper-based and suitable for the use on pin boards.

Components of the toolkit/set:

- 1 x Category Card „Project / Program“
- 6 x Category Card „Subproject / Workstream“
- 36 x Category Card „Task / Work Package“



Work Breakdown Set



Work Breakdown Toolkit


Scrum & Kanban Toolkit / Scrum & Kanban Set

The *Scrum & Kanban Toolkit* supports scrum masters, project managers, consultants, trainers, and executives and is perfect for daily collaborative use in project management.


The *Scrum & Kanban Toolkit* follows the logics of Scrum and Kanban and is magnetic and suitable for whiteboards. Alternatively, the *Scrum & Kanban Set* is paper-based and ideal for the use on pin boards.

Components of the toolkit/set:

- 100 x Card „Task“ (for Scrum & Kanban)
- 1 x Category Card „Backlog“ (for Scrum)
- 1 x Category Card „Planned“ (for Kanban)
- 1 x Category Card „Scheduled“ (for Scrum)
- 2 x Category Card „Done“ (for Scrum & Kanban)
- 1 x Category Card „Sprint“ (for Scrum)
- 1 x Category Card „In Progress“ (for Kanban)



Scrum & Kanban Set



Scrum & Kanban Toolkit

Process Modeling Toolkit / Process Modeling Set


The *Process Modeling Toolkit* is a perfect tool for process modeling on the whiteboard. By using the magnets, processes can be easily and flexibly modelled, based on the BPMN 2.0 notation. Hence, this *Process Modeling Toolkit* closes the gap between process modeling via digital software tools and via pen and paper.

This toolkit supports

- process specialists in departments
- consultants focussing on „process management“
- strategic departments that often work with process modeling

The *Process Modeling Toolkit* includes all established elements of process modeling as well as blank elements that are magnetic for flexible and individual process designing on the whiteboard.

Alternatively, the *Process Modeling Set* is paper-based and suitable for pin boards.



Process Modeling Toolkit

Components of the toolkit/set:

- 5 x Event Card „Start Event“
- 5 x Event Card „Intermediate Event“
- 5 x Event Card „End Event“
- 45 x Card „Lane / Activity“
- 10 x Card „Plain“
- 15 x Gateway Card „AND Gateway (parallel)“
- 15 x Gateway Card „OR Gateway (inclusive)“
- 15 x Gateway Card „XOR Gateway (exclusive)“
- 10 x Gateway Card „Plain“
- 50 x arrowhead (only in the toolkit)
- 20 x arrow piece 20 cm (only in the toolkit)
- 50 x arrow piece 10 cm (only in the toolkit)
- 50 x arrow piece 5 cm (only in the toolkit)
- 20 x magnet „Arrow Label“ (only in the toolkit)
- 4 x whiteboard markers (only in the toolkit)
- 1 x magnetic tape (10 mm wide, 10 m long; only in the toolkit)



Handily packed in a aluminium suitcase

Value Chain Toolkit / Value Chain Set

The *Value Chain Toolkit* and *Value Chain Set* are useful tools for visualising business processes from a value chain perspective. These tools allow to picture hierarchical and sequential relations of your processes and help to visualise existing structures or to develop the transformation design for value creation in your company.

The *Value Chain Toolkit* is magnetic-based and suitable for whiteboards. The *Value Chain Set* is paper-based and suitable for pin boards.

Components of the toolkit/set:

- 1 x Card „Core Process Activity“ (Start)
- 1 x Card „Management Process Activity“ (Start)
- 1 x Card „Support Process Activity“ (Start)
- 10 x Card „Core Process Activity“ (Middle / End)
- 10 x Card „Management Process Activity“ (Middle / End)
- 10 x Card „Support Process Activity“ (Middle / End)
- 6 x Card „Organisation Unit“ (Core Process)
- 6 x Card „Organisation Unit“ (Management Process)
- 6 x Card „Organisation Unit“ (Support Process)
- 5 x Card „Core Process Blank“
- 5 x Card „Management Process Blank“
- 5 x Card „Support Process Blank“
- 6 x Card „Data Object“
- 6 x Card „Application System“
- 30 x arrow piece 20 cm (only in the toolkit)
- 30 x arrow piece 5 cm (only in the toolkit)
- 25 x arrowhead (only in the toolkit)



Value Chain Toolkit













Project Canvas Toolkit / Project Canvas Poster

Use *Project Canvas* as a tool for initiating, preparing, and planning projects. This framework helps you and your team to define and document the most important contents of your project mandate. Focus on the relevant aspects to get a quick overview of the project scope and to structure and visualise all relevant information.

The *Project Canvas* is available as a paper-based poster (DIN A0) and as a magnetic toolkit (12 magnets, all in size 250 x 250 mm).



Project Canvas Toolkit

		Project _____ Project ID _____ Project Leader _____ Version _____	
Goals What is the benefit of the project? What are the project targets? 		Deliverables What are the results of the project? For whom are the results important? 	
Budget What is the cost of the project? Are there any follow-up costs? 	Team Who is part of the project team? What is the role and task distribution? 	Milestones What are the key milestones? Are there deadlines for important partial results? 	
Resources What resources are required for project work? Which resources have priority? What resources are (yet) available? 		Risks What are the risks? How may risks be minimized? 	Quality What are quality assurance measures? 
Conditions Which factors influence the project? Are there any dependencies or requirements? 	Customer Who commissioned the project? Who sponsors the project? 	Communication How does the project team communicate? How is documentation done? Which communication tools are used? 	

Project Canvas Poster

Flipchart Pad ‚Agenda‘

The *Flipchart Pad ‚Agenda‘* is a useful tool in your workshops, meetings, and conferences. Convenient in handling and visually appealing, the pre-structured design is perfect for shaping your agenda. Moderators and participants keep an overview while the session. Afterwards, the completed template is optimal for photo documentation.

Product Data:

Format: 68 cm x 98 cm
 Material: 80g/qm LuxoArtSamt
 Number of pages: 20 sheets
 Binding: glued at the top
 Perforation: 55 mm from above
 Punching: sixfold universal

No.	Time	Topic

Flipchart Pad ‚Agenda‘

Price Overview

Article No. Webshop	Product	Net Price	Price incl. German VAT
790161	Business Model Canvas adhesive label	18,48 €	21,99 €
790086	Business Model Canvas	18,48 €	21,99 €
790147	Business Model Canvas Toolkit	142,02 €	169,00 €
790031	Flipchart Pad ‚Agenda‘	25,20 €	29,99 €
790109	Process Modeling Set	29,40 €	34,99 €
790048	Process Modeling Toolkit (with suitcase)	503,36 €	599,00 €
790024	Project Canvas	18,48 €	21,99 €
790093	Project Canvas Toolkit	142,02 €	169,00 €
790130	Scrum & Kanban Set	33,61 €	39,99 €
790079-0001	Scrum & Kanban Toolkit (without suitcase)	419,33 €	499,00 €
790079-0002	Scrum & Kanban Toolkit (with suitcase)	444,54 €	529,00 €
790116	Value Chain Set	50,41 €	59,99 €
790055-0001	Value Chain Toolkit (without suitcase)	419,33 €	499,00 €
790055-0002	Value Chain Toolkit (with suitcase)	444,54 €	529,00 €
790123	Work Breakdown Set	25,20 €	29,99 €
790062-0001	Work Breakdown Toolkit (without suitcase)	192,44 €	229,00 €
790062-0002	Work Breakdown Toolkit (with suitcase)	217,65 €	259,00 €

Status as of March 2018

You can find all products, further information, and our general terms in our webshop:
www.shop-wargitsch.com or www.transformation.tools

analog transformation tools - a brand of

WARGITSCH & COMP. AG

Augsburger Str. 3
 85309 Poernbach
 Germany

T +49 8446 999 979 08

F +49 8446 928 93 29

www.wargitsch.com

shop@wargitsch.com